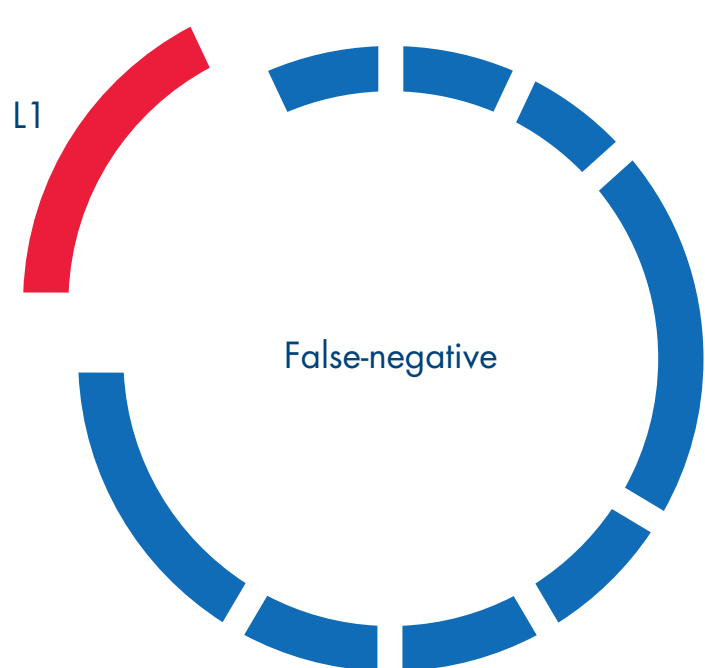


Menu and flexibility with the QIAscreen HPV PCR Test

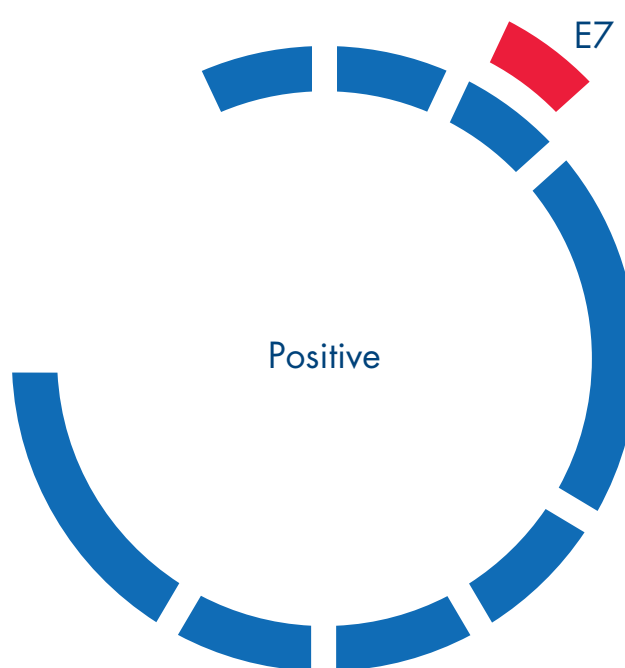
Worldwide, HPV is one of the most common STIs



Persistent infection with high-risk HPV types is linked to virtually all cases of cervical cancer. (1)



The L1 gene can be deleted in cervical cancers and lead to false negatives in L1-specific PCR tests (2).



The viral E7 oncogene is a conserved region in the HPV genome invariably retained in cervical cancer.

QIAscreen targets this E7 region overcoming false-negativity due to L1 deletion (3).

Risk of false-negatives associated with L1 deletions can be prevented with an HPV DNA test that targets conserved regions of the genome. Detecting a series of STIs provides timely and accurate diagnoses for patients.

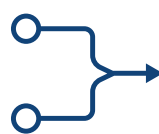


Menu on RGQ instrument

Test with CTNG and Trich assays

Flexible workflow

Open-ended extraction that can be manual or automated



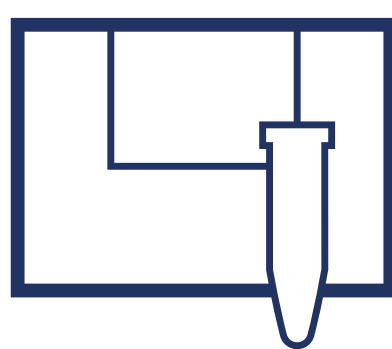
Validated for many sample types

Options for self samples



Total HR-HPV Detection

Targets the viral E7 oncogene of 15 HPV types



Meets international guidelines (3)

- 97.1% sensitivity
- 94.3% specificity
- 99.5% intra-lab reproducibility
- 99.2% inter-lab agreement

The QIAscreen HPV PCR Test

Ordering www.qiagen.com/shop | Technical Support support.qiagen.com | Website www.qiagen.com

References:

1. Bosch, F.X. et al. (2002) The causal relation between human papillomavirus and cervical cancer. *J Clin Pathol* **55**, 244-265.
2. Capone, R. et al. (2000) Detection and Quantitation of Human Papillomavirus (HPV) DNA in the Sera of Patients with HPV-associated Head and Neck Squamous Cell Carcinoma. *Clin Canc Res* **6**, 4171-75.
3. Hesselink et al. (2014) Clinical Validation of the HPV-Risk Assay, a Novel Real-Time PCR Assay for Detection of High-Risk Human Papillomavirus DNA by Targeting the E7 Region. *J Clin Microbiol* **52**, 890-96.
4. QIAscreen HPV PCR Test Kit Handbook. Version 1. August 2018.

Trademarks: QIAGEN®, Sample to Insight® (QIAGEN Group). Registered names, trademarks, etc. used in this document, even when not specifically marked as such, are not to be considered unprotected by law. All rights reserved. Registered names, trademarks, etc. used in this document, even when not specifically marked as such, are not to be considered unprotected by law. 11/2018 PROM-13435-001 © 2018 QIAGEN, all rights reserved.